

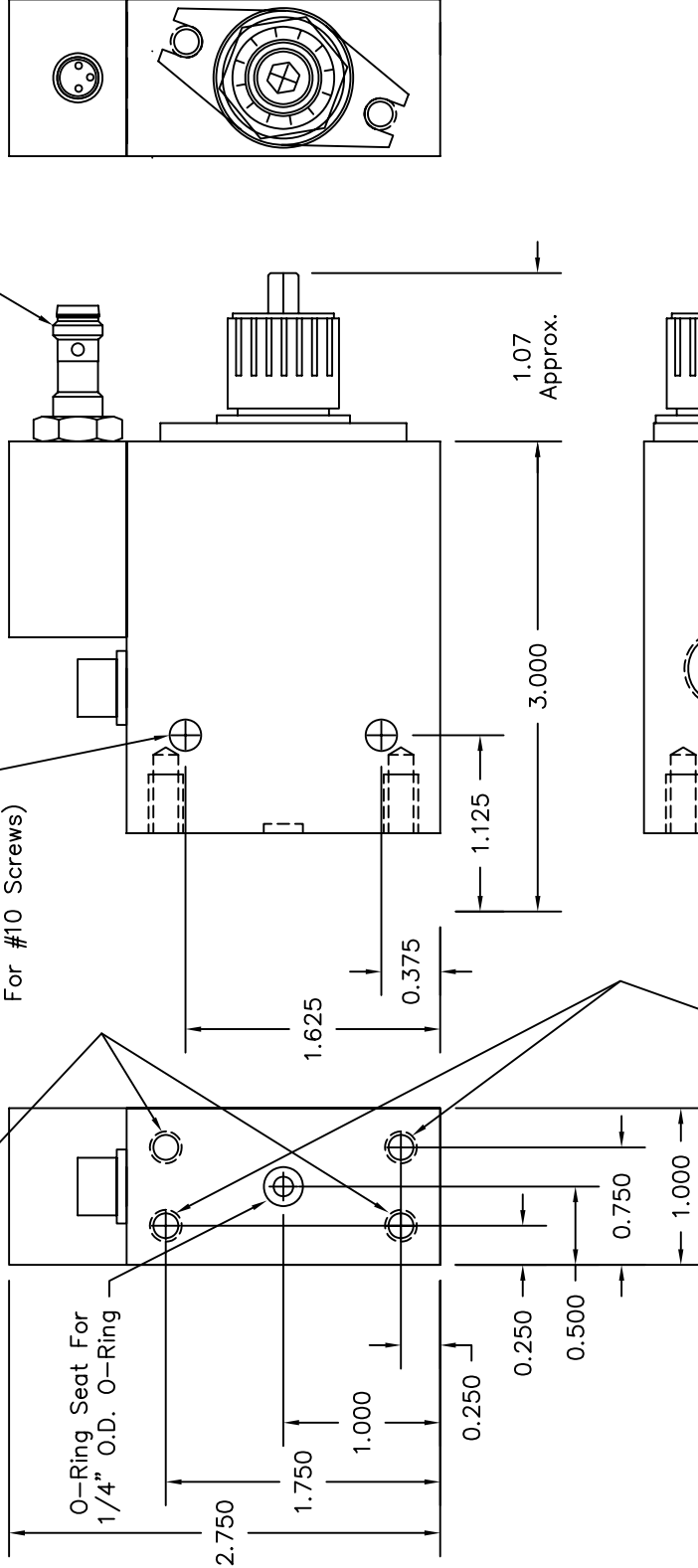
Part #	Description
GSS-001 PNP/NPN	0.001 cu. in. (0.016cc) Max. Material Output
GSS-002 PNP/NPN	0.002 cu. in. (0.033cc) Max. Material Output
GSS-004 PNP/NPN	0.004 cu. in. (0.066cc) Max. Material Output

1/4-28 Bleed Plug

Do NOT Use These Holes For "Through The Tool" Mounting

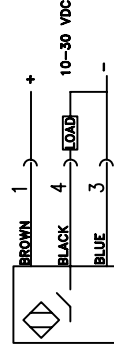
8mm DC PROX. SW.

(2)  $\phi 0.201$  Mounting Holes (Clearance Holes For #10 Screws)

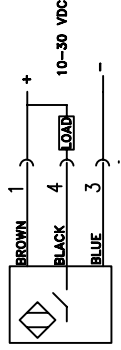


(2) 10-32 Tapped Mounting Holes For "Through The Tool" Mounting

WIRING DIAGRAM FOR PNP PROXIMITY SENSOR



WIRING DIAGRAM FOR NPN PROXIMITY SENSOR



Cord Is Part Number 0983

THIS DOCUMENT IS THE PROPERTY OF G.P. REEVES INC. AND CONTAINS CONFIDENTIAL, PROPRIETARY INFORMATION THAT IS NOT TO BE DISCLOSED TO THIRD PARTIES AND IS NOT TO BE USED WITHOUT APPROVAL IN WRITING FROM G.P. REEVES INC.