




GREASE PUMPS 35 LB. SIZE

Compressed Air Operated Grease Pumps for use with open head tapered or straight side pails

| Part number and Description | Note | Photo |
|---------------------------------------------------------------------------------------------------------------------------------------------------------------------------------------------------------------------------------------------------------------------------------------------------------------------------------------------------------------------------------------------------------------------------------------------------------------------------------------------------------------------|-----------------------------------------------------------------------------------------------------------------------------------------------------------------------------------------------------------------------------------------------------------------------------------------------------------------------------------------------------------------------------------------------------------------------------------------------------------------------------------------------------------------------------------------------------------------------------------|--------------------------------------------------------------------------------------------------------------------|
| <p>P35GC air operated grease pump for 35 lb. size open head straight side pail is complete with follower plate, 6 ft. compressed air hose, filter/regulator, and 6 ft long high pressure grease hose. Pump is designed to dispense lubricating grease within a viscosity range of NLGI 000 to 2, but it doesn't have a ram or lift.</p> | <p>Maximum recommended cycles per minute = 60. Boost ratio is 50 to 1.</p> <p>When operated with 60 p.s.i. compressed air, this pump can provide grease at up to 3000 p.s.i.</p> <p>Grease output per stroke is 11 cc. When cycling at 30 strokes per minute, output grease volume will be 330 cc per minute.</p> <p>This is our GOOD pump. It is a rugged and dependable industrial grease pump.</p> |  <p>12 ft. long grease hose</p> |
| <p>P35GCL air operated grease pump for 35 lb. size open head straight side pail is complete with air powered topper (lift), gasketed inductor, filter/regulator, and 12 ft long high pressure grease hose. Pump is designed to dispense lubricating grease within a viscosity range of NLGI 000 to 2. Pump doesn't have a ram, but the full weight of the pump is used to force the inductor plate into the pail.</p> | <p>Maximum recommended cycles per minute = 60. Boost ratio is 50 to 1.</p> <p>When operated with 60 p.s.i. compressed air, this pump can provide grease at up to 3000 p.s.i.</p> <p>Grease output per stroke is 11 cc. When cycling at 30 strokes per minute, output grease volume will be 330 cc per minute.</p> <p>This is our BETTER pump. It has a manual topper (lift) that allows the operator to raise and hold its pump suction above and away from the grease pail during keg changes.</p> |  |
| <p>GP35SPEE-22 air operated grease pump for 35 lb. size open head pail is complete with single post ram, follower plate, compressed air regulator, 24 VDC solenoid operated pump air valve, yellow LOW LEVEL pilot light, red EMPTY pilot light, 24 V.D.C. empty alarm signal contacts, and 12 ft. long high pressure grease hose. Pump has a 22:1 boost ratio and requires compressed air and 24 VDC at 0.385 A Max. Pump is designed for lubricating grease within a viscosity range of NLGI 000 to 3.</p> | <p>Maximum recommended cycles per minute = 60. Boost ratio is 22 to 1.</p> <p>When operated with 60 p.s.i. compressed air, this pump can provide grease at up to 1,320 p.s.i.</p> <p>Grease output per stroke is 63.3 cc. When cycling at 30 strokes per minute, output grease volume will be 1899 cc per minute.</p> <p>This is our BEST pump. It has an air powered lift and ram, automatic empty shut off, level sensors, solenoid valve, alarm contacts, etc. If you want the best, this is it.</p> <p>For more information, see CAT-GP35SPEE-22 on our web site..</p> |  <p>not exactly as shown</p> |

Consult Factory for price and delivery




G. P. Reeves Inc. 12764 Greenly Street Holland, MI 49424

Phone: 888.399.8893

Fax: 616.399.8867

Web Site: <http://gpreeves.com>

PUMP COMPARISON

| PUMP | PRO | CON |
|-------------------------------------------------------------------------------------------------------------------------------------------|-----------------------------------------------------------------------------------------------------------------------------------------------------------------------------------------------------------------------------------------------------------------------------------------------------------------------------------------------------------------------------------------------------------------------------------------------------------------------------------------------|----------------------------------------------------------------------------------------------------------------------------------------------------------------------------------------------------------------------------------------------------------------------------------------------------------------------------------------------|
|  <p>P35GC Pump</p> <p>12 ft. long grease hose</p> | <p>Low first cost (inexpensive)</p> <p>Cover keeps follower plate clean</p> | <p>Pump doesn't have level sensing or automatic empty shut off and they can't easily be added.</p> <p>Has typical "suck down" type follower plate.</p> <p>Cover inhibits visual level check.</p> <p>Pump suction must be removed from grease to visually check level.</p> <p>Pump suction is subject to contamination during pail change</p> |
|  <p>P35GCL Pump</p> | <p>Lower first cost (inexpensive)</p> <p>Inductor (with pump) can be manually lifted straight up and clamped for pail changes.</p> <p>Level can be visually detected without compromising pump suction by lifting pump suction from grease.</p> | <p>Priced higher than P35GC</p> <p>No level sensing or automatic empty shut off, but they can be added.</p> <p>Pump doesn't have a true ram and only the weight of the pump is used to aid priming and to force grease into the pump suction</p> |
|  <p>GP35SPEE-22 Pump</p> | <p>Grease level can be visually detected without compromising pump suction.</p> <p>Indicator lights show LOW LEVEL and EMTY.</p> <p>Includes EMPTY alarm contacts</p> <p>Pump includes solenoid valve for control by a PLC.</p> <p>Inductor (with pump) can be automatically (air powered) lifted straight up for pail changes and then powered down (ram) to aid in priming and forcing grease into pump suction.</p> <p>Pump can handle NLGI #3 grease and can pump much higher volume.</p> | <p>Much higher first cost</p> |

G. P. Reeves Inc. 12764 Greenly Street Holland, MI 49424

Phone: 888.399.8893

Fax: 616.399.8867

Web Site: <http://gpreeves.com>