


GPMD1500 Grease Dispenser

PLC COMPATIBLE (with optional electronic pressure sensor)

Nose-mount air-operated single-acting metered shot dispenser

- Accurate repetitive dispensing of .040 to 1.25 cubic centimeter shots
- Dispenser can be mounted onto any 1/4" NPT Female Port.
- Compressed Air Inlet is 1/4" Tube Push-Lock.
- Eliminates oozing or dripping problems by putting the dispenser at the dispense point.
- Swivel head allows dispenser ports to point in any direction
- Compact design allows this dispenser to be mounted at the dispense point or nozzle.
- Change shot size quickly and easily
- Operates with low pressure grease (up to 200 PSI)
- Output check valve prevents dripping or leaking
- Nose mounted, requires no special manifold or base
- Uses a positive displacement air-operated pump, two check valves, and a simple stroke adjustment mechanism to accurately deliver measured shots of grease.
- Can be used with EPS1001 Electronic Pressure Sensor to confirm that dispenser functioned and that grease was dispensed
- Operates with 3 way NC Air Valve



G. P. Reeves Inc. 12764 Greenly Street Holland, MI 49424

Phone: 888.399.8893

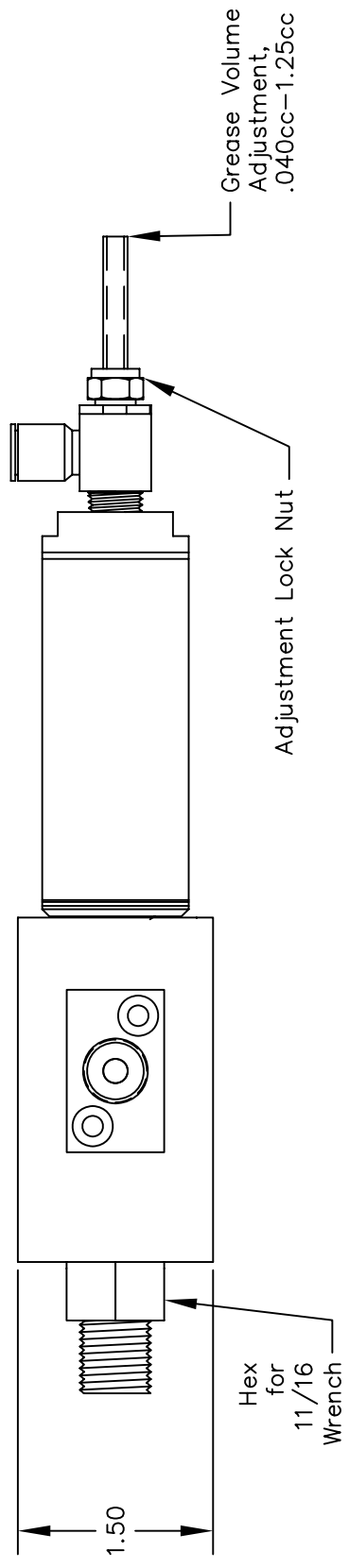
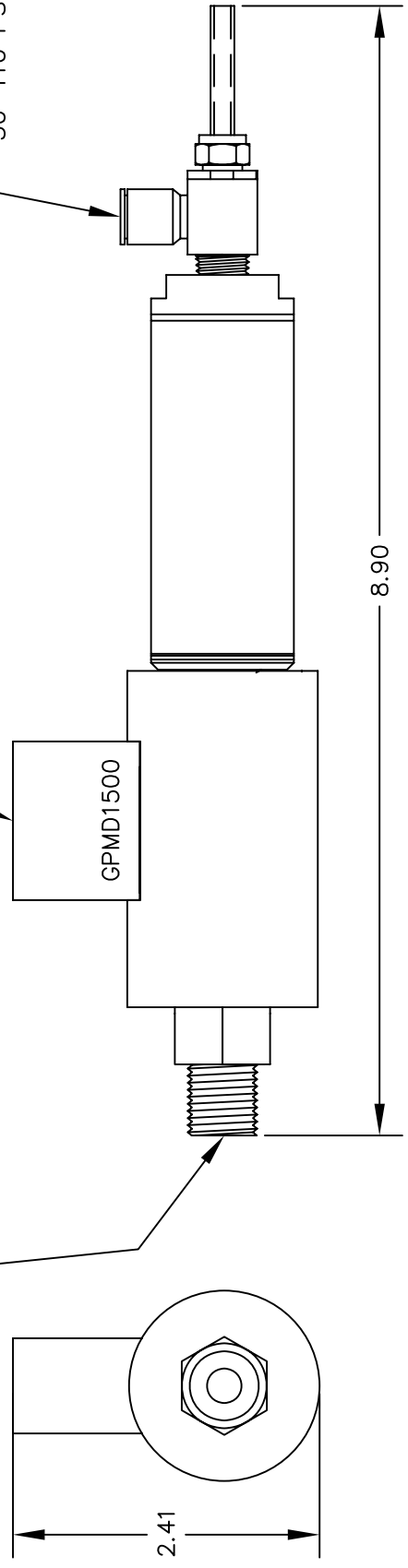
Fax: 616.399.8867

Web Site: <http://gpreeves.com>

Grease Output, 1/4 NPT Male (swivel)

Grease Inlet, 50-200 PSI

Compressed Air Inlet, 1/4" Tubing Push-Lock (swivel) 50-110 PSI



KEY	DESCRIPTION	REQ
LUBE LOGIC®		
G. P. REEVES INC. 12764 GREENLY STREET HOLLAND, MI 49424, USA		
SCALE	TOLERANCES	X.DRAWN BY
DATE	X.XXX = ± 0.005	KPR
1/23/06	X.XX = ± 0.015	
	X.X = ± 1/32	
Sales Drawing For GPMD1500		
SHEET	1 of 2	DRAWING NUMBER
		KA6013

THIS DOCUMENT IS THE PROPERTY OF G.P. REEVES INC. AND CONTAINS CONFIDENTIAL PROPRIETARY INFORMATION THAT IS NOT TO BE DISCLOSED TO THIRD PARTIES AND IS NOT TO BE USED WITHOUT APPROVAL IN WRITING FROM G.P. REEVES INC.